

TOSCA APPLIQUE

350SA01H11



Descrizione del prodotto / Product description

Applique LED ideale per l'illuminazione d'ambiente.
Corpo lampada esterno in alluminio conico e dissipatore interno in alluminio Anodizzato nero tornito.
Ottiche in PMMA trasparente tornita.
Sorgente COB LED con alimentatore a bordo incluso.

LED wall lamp ideal for ambient lighting.
External lamp body in tapered aluminum and internal heatsink in turned black anodized aluminum.
Optics in turned transparent PMMA.
COB LED source with power supply on board included.

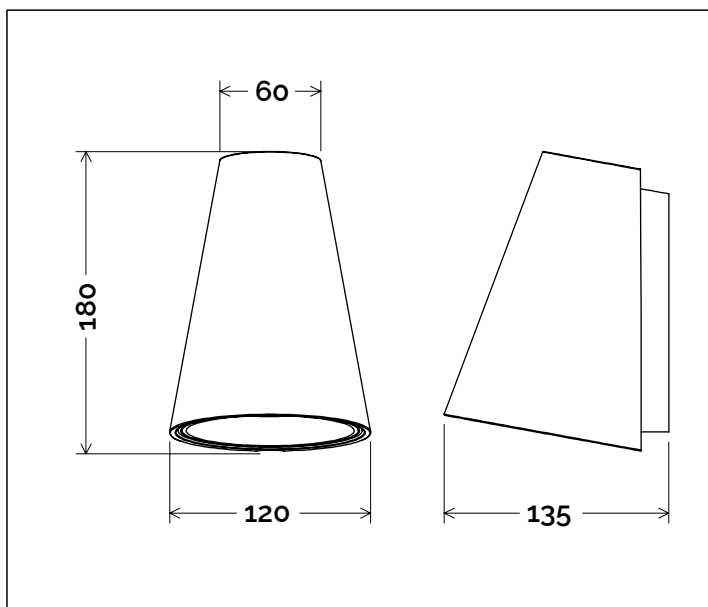
Dati tecnici | Technical Info

* su richiesta / on requests

Finiture | Finishes

- **4001** Bianco | White
- **4002** Nero | Black
- **4010** Oro | Gold
- **4011** Bronzo | Bronze
- **4015** Bianco Fiorentino | Florentine White
- **4024** Rosso Mattone | Brick Red
- Verniciati RAL | RAL Paintings*

Potenza Power	18W
Corrente Current	-
Tensione Voltage	220/240Vac
Tolleranza cromatica Chromatic tolerance	3 SDCM
Flusso luminoso Luminous Flux	2230lm
Mantenimento del flusso luminoso Flux Maintenance	≥50.000h
Temperatura di esercizio Operating temperature	-20° ~ 45°



Simbologia tecnica Technical informations

	Conforme alle direttive CE
	Conforme alle normative RoHs
	Classe I
IP40	Indice di Protezione IP40
	Connettore stagno in dotazione

Temperatura di Colore Color Temperature

9027 - 2700K CRI 92
9030 - 3000K CRI 92
9040 - 4000K CRI 92

Ottiche Optics

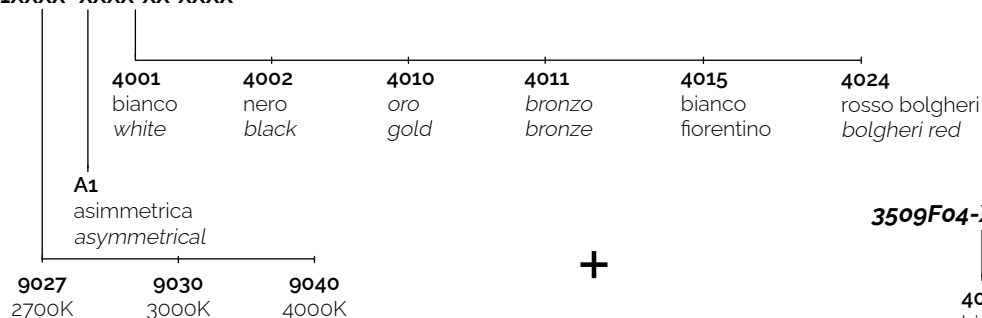
	A1- (Asimmetrica/ Asymmetrical)
--	--

Sistemi di Controllo Control System

	On / Off (a bordo / on board)
	DALI * (a bordo / on board)
PUSH	Push * (remoto escluso / remote excluded)
1-10V	1-10V , 0-10V * (remoto escluso / remote excluded)

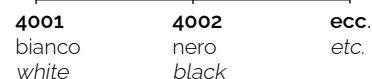
Creazione Codice | Code construction

350SA01H11XXXX -XXXX-XX-XXXX



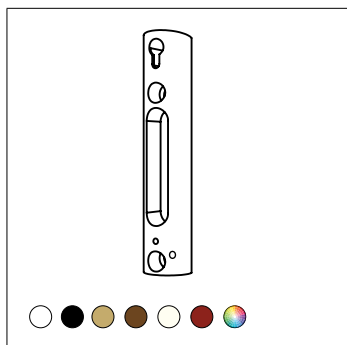
+

3509Fo4-XXXX



Accessori | Accessories

3509Fo4-XXXX



Base (29x20x145mm)

Base (29x20x145mm)